



American Hospital  
Association

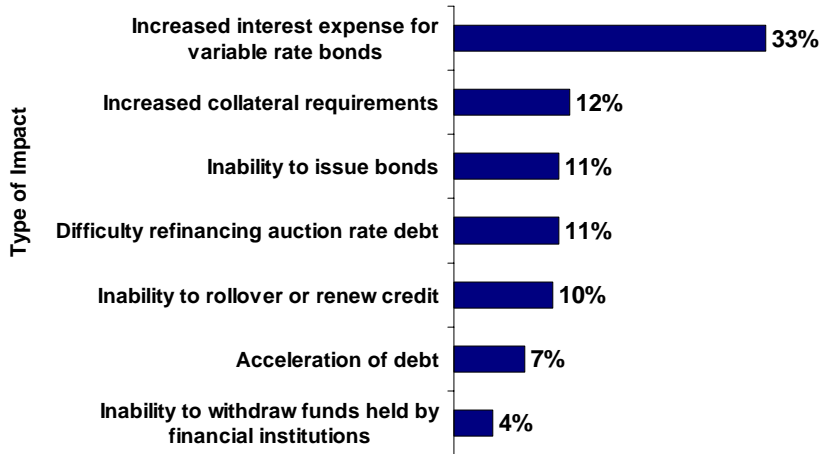
## **The Economic Crisis: Impact on Hospitals**

Results of AHA Rapid Response Survey  
November 2008

### **Survey Methodology**

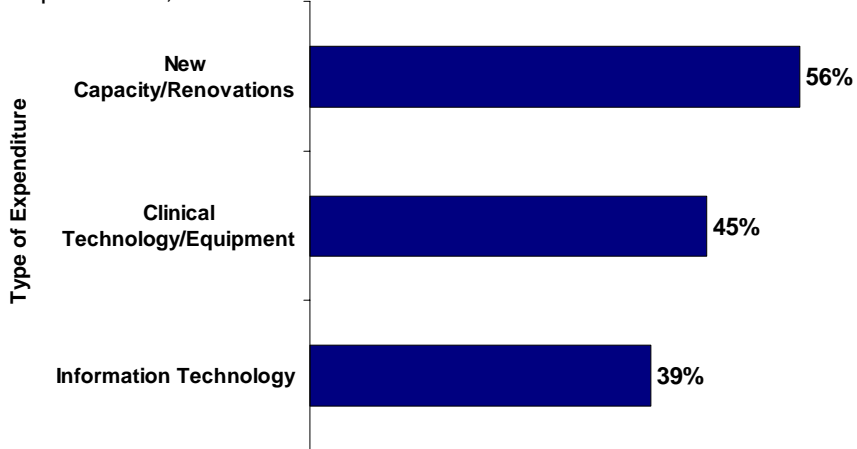
- Survey was sent to all non-federal hospital CEOs in late October 2008 via fax and e-mail.
- Data was collected through November 10, 2008.
- A total of 736 responses were received.
- Sample is broadly representative of hospital universe.

Percent of Hospitals Reporting Various Effects of Credit Crisis, November 2008



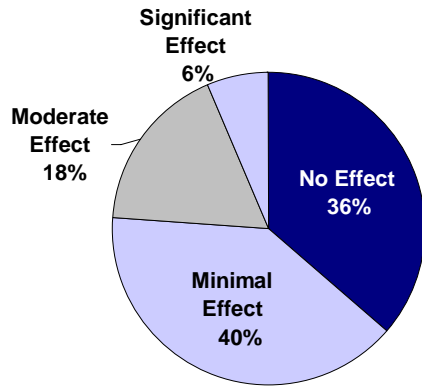
Source: AHA Rapid Response Survey, The Economic Crisis: Impact on Hospitals, November 2008.

Percent of Hospitals Reconsidering or Postponing Capital Expenditures, November 2008



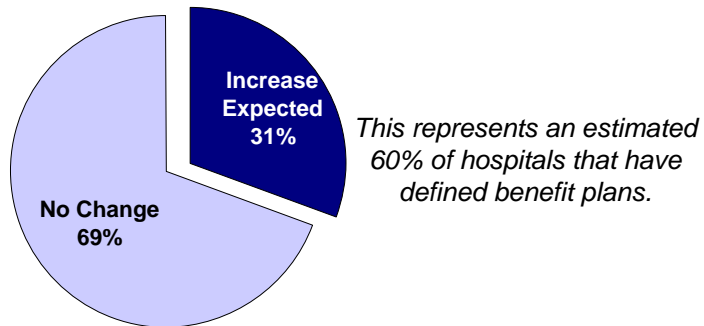
Source: AHA Rapid Response Survey, The Economic Crisis: Impact on Hospitals, November 2008.

Percent of Hospitals Reporting Extent the Credit Crisis is Affecting Their Ability to Meet Day-to-day Operating Expenses, November 2008



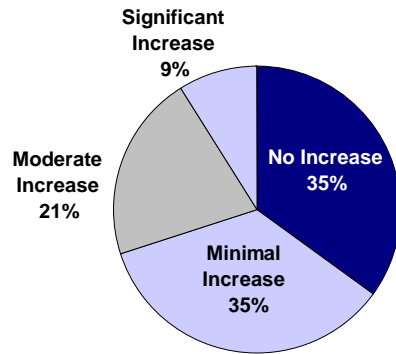
Source: AHA Rapid Response Survey, The Economic Crisis: Impact on Hospitals, November 2008.

Percent of Hospitals Anticipating Need to Increase Pension Funding, November 2008

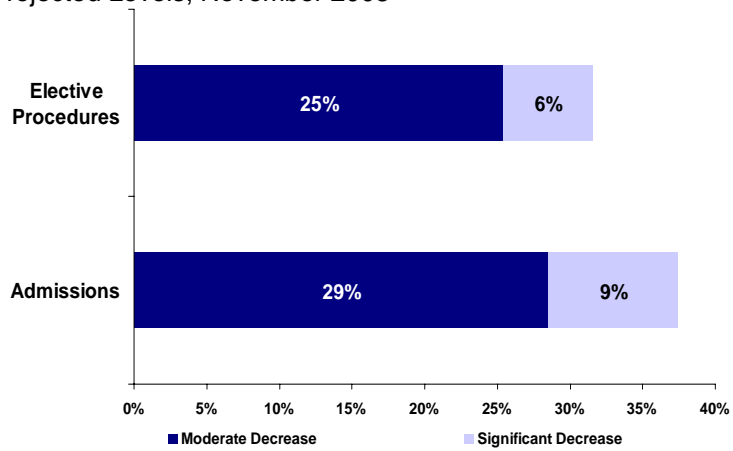


Note: Estimates derived from Diversified Investment Advisors. (2008). Retirement Plan Trends in Today's Health Care Market. This data indicates that about half of hospitals have defined benefit plans for at least some employees.

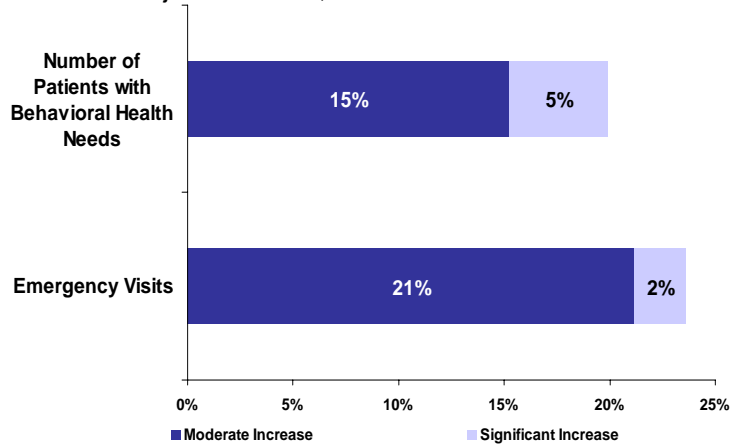
Percent of Hospitals Experiencing an Increase in Days Receivable, November 2008



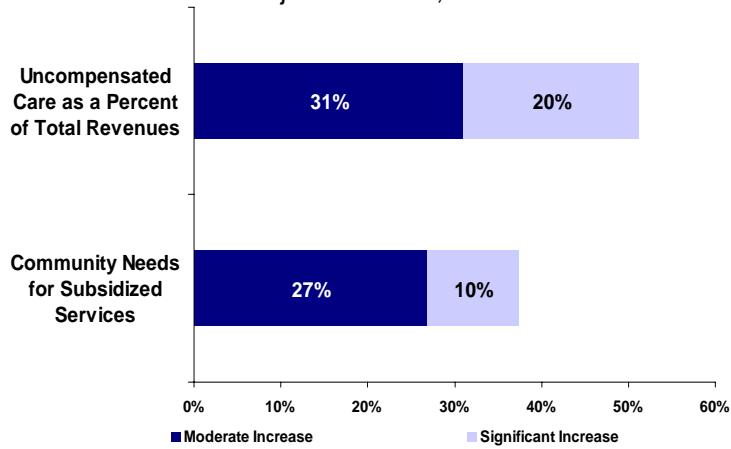
Percent of Hospitals Reporting a Moderate to Significant Decline in Admissions and Elective Procedures in Past 3 Months Relative to Projected Levels, November 2008



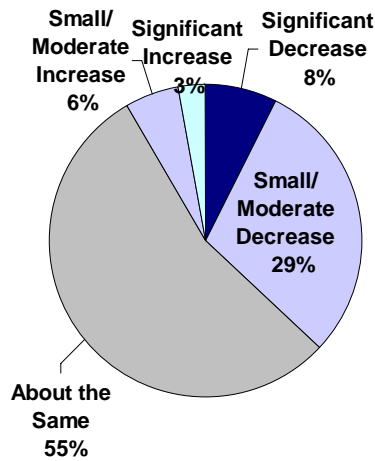
Percent of Hospitals Reporting a Moderate to Significant Increase in Emergency and Behavioral Health Needs in past 3 Months Relative to Projected Levels, November 2008



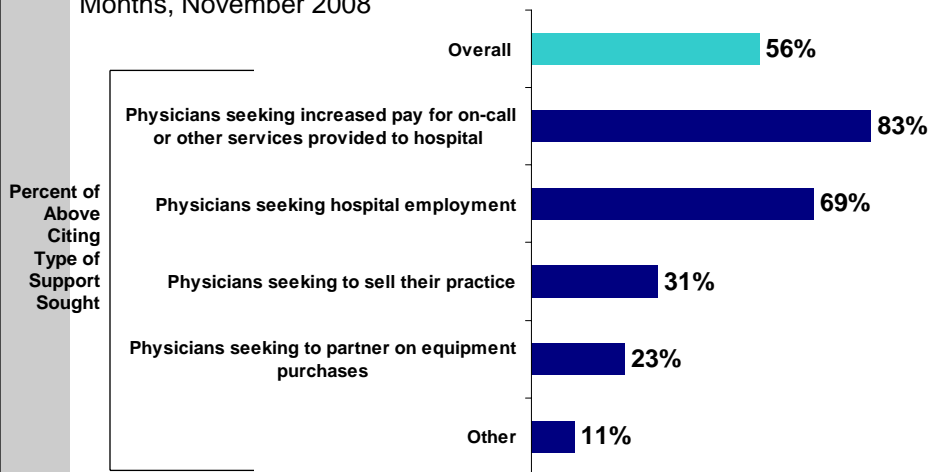
Percent of Hospitals Reporting a Moderate to Significant Increase in Uncompensated Care and Need for Subsidized Services in Past 3 Months Relative to Projected Levels, November 2008



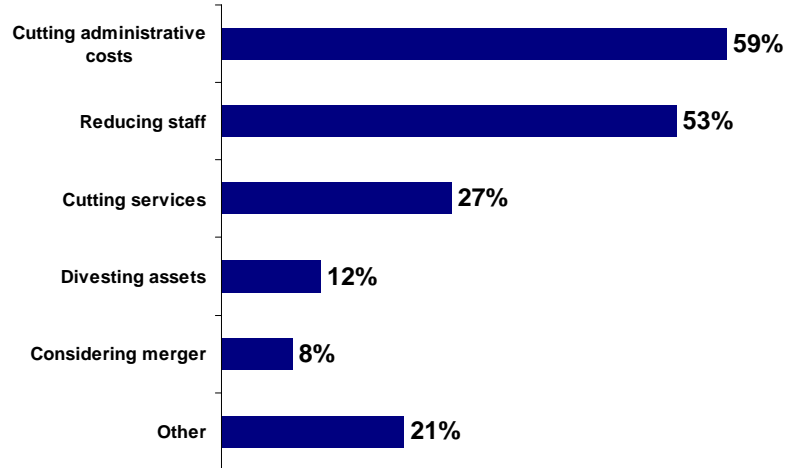
Percent of Hospitals Reporting Change in Level of Charitable Contributions Relative to Projected Levels, November 2008



Percent of Hospitals Reporting an Increase in the Degree to Which Physicians are Seeking Financial Support from Hospitals in Past 3 Months, November 2008



### Percent of Hospitals Making or Considering Changes to Weather the Economic Storm, November 2008



### Distribution of Survey Respondents

#### Location

	National	Survey
Urban	62.9%	54.1%
Rural	37.1%	45.9%

#### Bedsizes

	National	Survey
1-24	7.1%	9.6%
25-49	20.4%	24.0%
50-99	21.4%	21.1%
100-199	22.4%	19.4%
200-299	12.5%	12.0%
300-399	6.8%	6.5%
400-499	3.8%	2.7%
500+	5.5%	4.6%

#### Region

	National	Survey
New England	4.6%	6.1%
Middle Atlantic	10.0%	10.6%
South Atlantic	15.6%	12.5%
East North Central	14.5%	17.3%
East South Central	8.5%	6.4%
West North Central	12.9%	16.8%
West South Central	14.3%	16.2%
Mountain	7.7%	5.0%
Pacific	11.0%	8.6%
Puerto Rico	0.9%	0.5%

Source: National distribution from American Hospital Association Annual Survey, 2007. Data for community hospitals. Percentage totals may not equal 100% due to rounding.