










Title: Open-System Foley Catheter Irrigation					Page 1 of 2
Department:		Inpatient Units	Area: All Areas		
	Created by:	CAUTI TEAM	Date created:	5/20/13	
	Approved by:	Nursing Director	Date approved:	04/15/16	

Tools and/or Supplies (if needed):	Sterile Irrigation Kit, Sterile water, Sterile gloves, and (2) alcohol/chloraprep wipes
------------------------------------	---

<b>Steps:</b>		
1	<ul style="list-style-type: none"> <li>Obtain order from Physician</li> <li>Obtain a 2<sup>nd</sup> person to assist with procedure</li> <li>Gather supplies</li> <li>Explain the procedure to the patient</li> <li>Wash Hands or use foam</li> </ul>	
2	<ul style="list-style-type: none"> <li>Set up the sterile field with supplies <ul style="list-style-type: none"> <li>a) Open irrigation kit drape to form sterile field</li> <li>b) Open (1) alcohol/chloraprep wipe and drop onto sterile field</li> <li>c) Nurse don Sterile Gloves</li> <li>d) Assistant don gloves</li> </ul> </li> <li>Assistant open sterile water and pour into basin (cap remain sterile)</li> </ul>	
3	<ul style="list-style-type: none"> <li>Nurse fill syringe with 30-60 cc sterile water</li> </ul>	
4	<ul style="list-style-type: none"> <li>Assistant clean junction between catheter and drainage tube with 2<sup>nd</sup> alcohol/chloraprep wipe</li> <li>Assistant grasp each end of the catheter and drainage tube to twist and pull it apart</li> </ul>	

<p>5</p> <ul style="list-style-type: none"> <li>• <b>Assistant</b> hold both drainage tube and catheter – do not contaminate</li> <li>• <b>Nurse</b> take filled syringe and place in catheter opening - do not contaminate tip of syringe</li> </ul>	
<p>6</p> <ul style="list-style-type: none"> <li>• <b>Nurse</b> gently instill sterile water into the catheter</li> <li>• Drain solution by gravity or pull back on syringe -discard used solution into plastic graduate. <i>Repeat as necessary</i></li> </ul>	
<p>7</p> <ul style="list-style-type: none"> <li>• <b>Nurse</b> clean tips of urinary catheter and drainage bag with alcohol/chloraprep wipe</li> </ul>	
<p>8</p> <ul style="list-style-type: none"> <li>• <b>Assistant</b> reconnects catheter and drainage bag, avoiding tip contamination</li> </ul>	
<p>9</p> <ul style="list-style-type: none"> <li>• Dispose of used irrigation supplies. Put Date, Name of Patient and Time on leftover sterile water - discard after 24 hours</li> <li>• <b>Wash Hands</b></li> <li>• <b>DOCUMENT</b> Care</li> </ul>	