

AHA RACTrac—Gauging the Impact of RACs on Hospitals

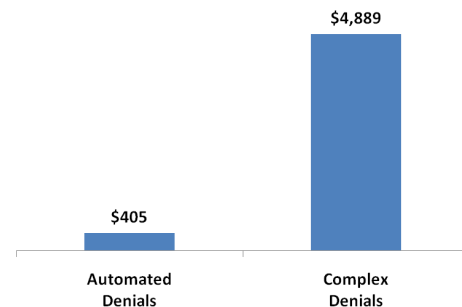


The American Hospital Association (AHA) developed **RACTrac**—a free web-based survey—in response to the lack of data and information provided by the Centers for Medicare & Medicaid Services (CMS) and its Recovery Audit Contractors (RACs) on the impact the program is having on America's hospitals.

RACTrac findings collected since January of 2010 from over 2,000 hospitals are now available and reveal many valuable insights for both participating hospitals and the AHA, who uses **RACTrac** findings to educate the field, reduce RAC vulnerabilities in hospitals and inform CMS and Congress of changes needed to the program. AHA is pleased to announce

Average Dollar Value of Automated and Complex Denials Among Hospitals Reporting RAC Denials, through 2nd Quarter 2011*

Average Dollar Amount of Automated and Complex Denials Among Reporting Hospitals, by Region		
RAC Region	Automated Denial	Complex Denial
Region A	\$404	\$4,309
Region B	\$349	\$4,402
Region C	\$347	\$5,367
Region D	\$649	\$5,299



RACTrac's success and encourages all hospitals to submit their RAC experience in the next quarterly data collection period.

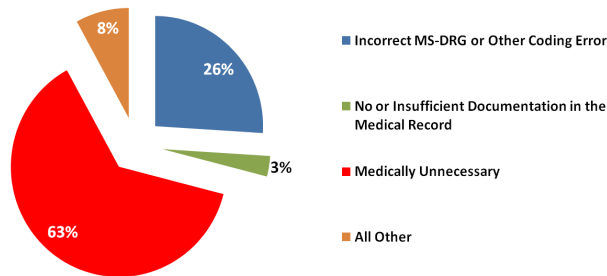
Nationwide RACTrac Results Reveal Valuable Insights

RACs are now operating in every region of the country, and hospitals across America are experiencing RAC activity. Data collected from over 2,000 hospitals reveals:

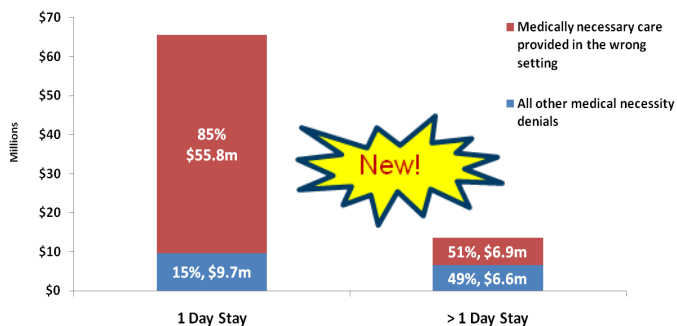
- Since 2009, all types and sizes of hospitals have been subject to RAC review.
- Hospitals are appealing nearly one in four RAC denials, with a 85% success rate in the appeals process.
- Hospitals continue to report that they are receiving demand letters late and that RACs are rescinding medical record requests after the hospital has already submitted the records.
- 55% of respondents indicated they have yet to receive any education related to avoiding payment errors from CMS or its contractors.

Additional **RACTrac** survey results can be viewed at: <http://www.aha.org/aha/issues/RAC/ractrac.html>

Percent of Participating Hospitals by Top Reason for Complex Denials by Dollar Amount for Hospitals with RAC Activity, 2nd Quarter 2011*



Reason for Medical Necessity Denials by Length of Stay Among Hospitals Reporting Medical Necessity Denials, 2nd Quarter 2011*



*Source: AHA. (July 2011). RACTrac Survey

AHA analysis of survey data collected from 2,024 hospitals: 1,649 reporting activity, 375 reporting no activity through July 2011.

Sign Up For RACTrac Today!

Go to the RACTrac website today to participate in this important advocacy initiative: www.aharactrac.com

View the latest **RACTrac Quarterly Webinar** to learn more about last quarter's results and how to make your participation in **RACTrac** a success.

Learn more about RACs and AHA's **RACTrac** initiative by visiting our Website: www.aha.org/aha/issues/RAC/ractrac.html.

If you have questions, please feel free to contact us at the **RACTrac** Support e-mail or phone, ractracsupport@providerccs.com, (888) 722-8712.